

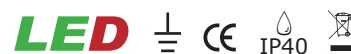


Compact and versatile LED emergency exit sign designed for interior applications

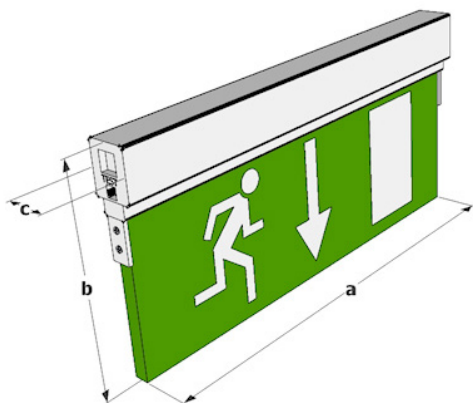
- Manufactured with a white polycarbonate base and a self-extinguishing legend panel.
- High illumination LEDs in a small compact design.
- Energy-efficient LED emergency exit sign.
- Long life-span LEDs and batteries.
- Complies with the requirements of EN60598-2-22.
- Suitable for incorporation into emergency lighting systems complying with BS5266-1:2011.
- Diverse mounting options suitable for multiple applications.
- This luminaire can be operated in maintained or non-maintained mode. Factory set to maintained operation but can be switched to non-maintained after connecting to the mains supply and pressing and holding the test button.

Specification

- Long life White LED's
- Manual test button
- Operating temp 0°C to 40°C
- Recessed cut out 70mm x 325mm



Dimensions



Dimensions (mm)

MPS3L-8/W	a=285, b=130, c=25
MPS3L-11/W	a=345, b=200, c=25

Options

Options

/RS	Recessed kit
/LR	Arrow Left/Right
/SL/110	110V Slave AC/DC
/SL/230	230V Static

Note: All exit signs are arrow down as standard please specify other direction if required

Viewing Distance

Viewing Distances

MPS3L-8/W	18 Metres
MPS3L-11/W	32 Metres

Suitable Applications

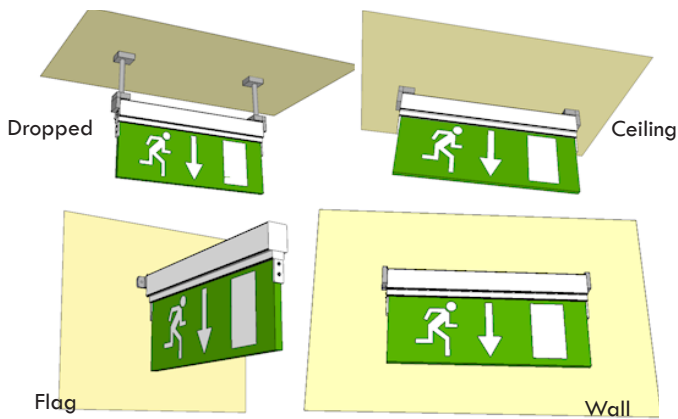
- Suitable for all escape routes and intersections.
- Suitable for incorporation into an emergency lighting system complying with BS5266-1:2011.
- Suitable for use in shopping centres, hotels, commercial offices and universities.

Technical Specification

	Model	Lamp Type	Power Con	Battery	Duration	Weight	Output	Sign Dimensions (mm)
MPS3L-8/W	Maintained/Non - Maintained	12 LED's	7.5 W	3.6V 1Ah	3 Hours	520 g	80 Lumens	280 x 100
MPS3L-11/W	Maintained/Non - Maintained	15 LED's	8 W	3.6V 1Ah	3 Hours	860 g	80 Lumens	340 x 170

Installation Notes

- Unit can be installed in multiple mounting positions - please see below.



Materials / Finish

- Manufactured with a white polycarbonate base
- Self-extinguishing legend panel.

Catalogue Numbers

MPS3L-8/W	12 LED's
MPS3L-11/W	15 LED's