

CDA-9X User Manual

FireAngel®

COLD ALARM

Raising the alarm when the temperature drops.

Technical Support Line
0800 141 2561

Email
info@fireangel.co.uk

Web
www.fireangel.co.uk

Sprue Safety Products Ltd.

Vanguard Centre
Sir William Lyons Road
Coventry CV4 7EZ UK



CONTENTS

INTRODUCTION	4
INSTALLATION	7
PRODUCT ACTIVATION	8
UNDERSTANDING YOUR COLD ALARM	9
TESTING YOUR ALARM	13
ERROR / LOW POWER PACK WARNING	15
TECHNICAL INFORMATION	17

FURTHER INFORMATION	18
WARRANTY	19
RETURNS	23
DISPOSAL	25

Note: This User Manual is also available in large text and other formats. Please call **0800 141 2561** for further information

INTRODUCTION

Congratulations! You've made a wise investment in an innovative product and your personal safety. The CDA-9X Cold alarm is one of a new generation of domestic life safety products from FireAngel Limited, which combines the latest technology and innovative design to provide an aesthetically pleasing and effective contribution to your home safety. The FireAngel range of products is constantly being improved and expanded. Please visit www.fireangel.co.uk to find out about the latest additions to our product range.

During an average winter, more than 25,000 people die as a result of cold weather in the UK and Ireland. Extremely cold weather can cause mild hypothermia, which increases the risks of some illnesses – including heart attacks, strokes and respiratory disease – and the likelihood of falls. Cold weather and poorly heated homes constitute a severe risk to health, particularly the elderly, the infirm and the very young.

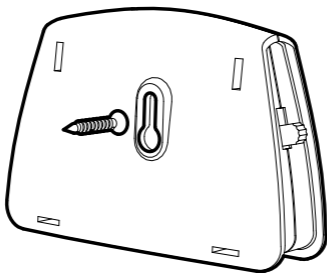
This FireAngel Cold Alarm will warn you when the temperature of the room in which the alarm is installed is falling to a dangerously low level. The alarm should provoke

you to concentrate heating in a single room, to move to a warmer area or to seek outside help before hypothermia or worse occurs!

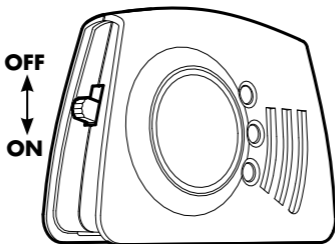
INSTALLATION

The cold alarm can be wall mounted using the screw and screw anchor provided or it can be free standing on a hard flat surface.

We recommend it is installed in an area where you spend most time. Keep the alarm away from drafts, direct sunshine and direct heat sources. The alarm is portable.



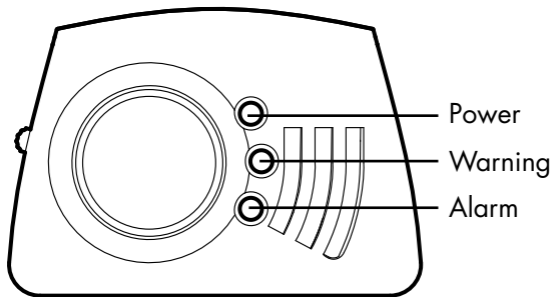
PRODUCT ACTIVATION



Your cold alarm is powered by a sealed power pack which will provide power for the lifetime of the product which is estimated at 10 years. To activate the alarm simply switch the alarm on by sliding the switch on the side of the alarm to the 'ON' position. When the alarm is switched on all 3 LEDs will flash briefly and the alarm will chirp once.

UNDERSTANDING YOUR COLD ALARM

The Power LED will flash green once per minute to indicate that the alarm is switched on.



Your cold alarm is designed to give a series of visual and audible warnings when the temperature falls. If only the Power LED is flashing

once per minute then the temperature in the room is 18°C or above. Other temperatures below this will result in one of the following indications:

- **Warning:** The Warning LED will flash Yellow once every 5 seconds when the temperature is 12°C or above and less than 18°C . There is a potential risk of ill health.
- **Danger:** The Alarm LED will flash Red once every 5 seconds and the alarm will sound briefly every 2 minutes when the temperature is 7°C or above and less than 12°C . The temperature in the room is far too low. This temperature range

can lead to hypothermia. There is a high risk of ill health.

- **Critical:** The Alarm LED will flash Red every second and the alarm will repeatedly sound for 30 seconds followed by a break of 30 seconds when the temperature is below 7°C. The temperature in the room is dangerously cold.

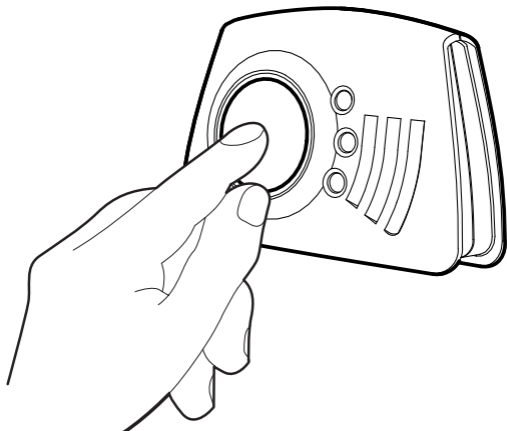
Should any of these indications occur you should take steps to increase the temperature, or if this is not possible try to make yourself warmer.

When the alarm indicates Danger or Critical temperature ranges it is

possible to temporarily silence the alarm for 30 minutes. This will allow for any measures you have taken to increase the temperature in the room to take effect. If the temperature continues to fall significantly the alarm will exit silence mode.

NORMAL	18°C and above
WARNING	17°C
	16°C
	15°C
	14°C
	13°C
	12°C
DANGER	11°C
	10°C
	9°C
	8°C
	7°C
CRITICAL	6°C and below

TESTING YOUR ALARM




Test the sounder, power pack and circuitry by pressing and releasing the Test/Silence button to confirm that the detector is operating properly.

The sounder should sound as soon as the button is pressed, and the Alarm LED will illuminate red indicating that the sounder is working and the power pack is providing power to the unit. This test for the sounder, battery and circuitry should be performed on a weekly basis.

ERROR / LOW POWER PACK WARNING

The alarm regularly carries out a series of checks on it's circuitry and power pack. If the alarm detects an error or if the power pack level is low the alarm will emit a single chirp once every minute and all three LEDs will flash together once every minute. If the unit is still within warranty contact the FireAngel helpdesk on **0800 141 2561**. If the product is out of warranty replace immediately with a comparable product.

 **CAUTION:** Your FireAngel Cold Alarm is a sealed electrical device and no attempt should be made to open the case. Attempting to open the case will invalidate your warranty.

 **WARNING:** DO NOT ATTEMPT TO OPEN - DO NOT BURN

TECHNICAL INFORMATION

Model

CDA-9X

Power Pack Life

Estimated 10 years (Life of product)

Operating Temperature Range

-10°C (14°F) to 40°C (104°F)

Operating Humidity Range

30 - 90% RH (relative humidity)

Weight (inc. batteries)

60 grams (2.1 oz)

Dimensions

W 93mm x H 65mm x D 28mm

FURTHER INFORMATION

The FireAngel Cold Alarm, is designed to offer an early warning of unhealthy, low indoor temperatures. It will not prevent ill health due to low indoor temperatures. It will however, alert you to low indoor temperatures in order that you can take steps to improve your environment.

Neither the manufacturer, nor the supplier, nor other retailers can be held responsible for ill health or death from cold related illnesses.

WARRANTY

Sprue Safety Products Ltd warrants to the original purchaser that its enclosed CDA-9X Cold Alarm be free from defects in materials and workmanship under normal residential use and service for a period of 1 (one) year from the date of purchase.

Provided it is returned with postage prepaid and proof of purchase, Sprue Safety Products Ltd hereby warrants that during the 1 (one) year period commencing from the date of purchase Sprue Safety Products Ltd, at its discretion, agrees to replace the unit free of charge. The warranty on

any replacement FireAngel CDA-9X Cold Alarm will last for the remainder of the period of the original warranty in respect of the detector originally purchased – that is from the date of original purchase and not from the date of receipt of the replacement product. Sprue Safety Products Ltd reserves the right to offer an alternative product similar to that being replaced if the original model is no longer available or in stock. This warranty applies to the original retail purchaser from the date of original retail purchase and is not transferable. Proof of purchase is required.

Warranty disclaimers

This warranty does not cover damage resulting from accident, misuse, disassembly, abuse or lack of reasonable care of the product, or applications not in accordance with the user manual. It does not cover events and conditions outside of Sprue Safety Products Ltd's control, such as Acts of God (fire, severe weather etc). It does not apply to retail stores, service centres or any distributors or agents. Sprue Safety Products Ltd will not recognise any changes to this warranty by third parties. Sprue Safety Products Ltd shall not be liable for any incidental

or consequential damages caused by the breach of any expressed or implied warranty. Except to the extent prohibited by applicable law, any implied warranty of merchantability or fitness for a particular purpose is limited in duration to 1 (one) year.

This warranty does not affect your statutory rights. Sprue Safety Products Ltd shall not be liable for any loss of use, damage, cost or expense relating to this product or for any indirect, or consequential loss, damages or costs incurred by you or any other user of this product.

RETURNS

We recommend that you contact the FireAngel Technical Support Line in the first instance on 0800 141 2561, text phone users dial 18001 0800 141 2561 or callers from EIRE dial 1-800 523171 as we may be able to remedy the problem quickly over the phone (this is to prevent unnecessary returns that take a longer time to process). Alternatively e-mail:

technicalsupport@fireangel.co.uk

If there is a fault that we are unable to resolve then our technical support team member will provide you with a returns authority number so that your

product can be returned for testing.

To return your FireAngel CDA-9X under warranty, send it suitably packed and switched off with postage prepaid; a note indicating the returns authority number and describing the reason for return, with proof of purchase to:

**Sprue Safety Products Ltd
Vanguard Centre
Sir William Lyons Road
Coventry, CV4 7EZ
UK**

DISPOSAL



Waste electrical products should not be disposed of with regular household waste. Please recycle where facilities exist. Check with your local authority, retailer or the FireAngel Technical Support Line (see page 23 for contact details) for recycling/disposal advice as regional variations apply.

You can also return your cold alarm to us for disposal. For return address see the section on Returns. Please include a note confirming the product is being returned for disposal.

NOTES

NOTES
