

Non-Addressable Audible Visual Alarm Devices

Beacons EN54-23 Approved VADs

Honeywell's Non-Addressable beacons feature high output LEDs, advanced optics and an innovative lens design, providing outstanding Omni-directional light coverage at low current draw. Specifically designed for, and approved to meet EN54-23, the beacon delivers outstanding quality, reliability and long operational life.



Features and benefits

Simple, Fast, Flexible Installation

- Omni-directional light coverage eliminates need for device orientation.
- First fix option, allowing electrical continuity testing prior to device fitting.
- Deep base option with multiple cable entries for flexible installation.
- Designed with full range of common fixing centres.
- Positive fit engagement and feedback of base with device for easy installation.

Outstanding Performance

- Approved to EN54-23, C & W categories.
- Advanced optics ensures superior light coverage at low current draw.
- Synchronised flash exceeds EN54-23 standard.
- Choice of white or red light flash options.
- Soft start feature reduces power surges during system start-up.

Universal Device

- Suitable for wall and ceiling mount applications.
- Range of installation and base options, for indoor and applications up to IP65.
- Operates on 12V and 24V systems, making the range suitable for fire & security applications.

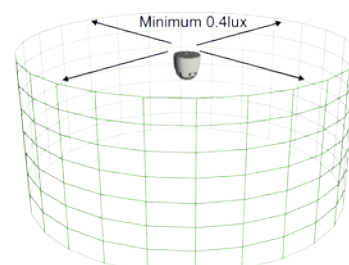
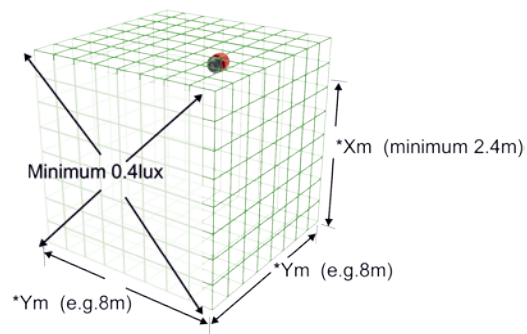
Quality & Reliability

- Independently approved to all required standards:
 - Manufacturing: Construction Products Regulation (CPR)
 - Product performance: EN54-23 C & W categories.
 - Environmental: RoHS, WEEE
- Product range supports system approval.

The requirements of EN54-23

A cube or cylinder of light with a minimum of 0.4 Lumens/m²

* X & Y dimensions are defined by the device manufacturer



Non-Addressable Audible Visual Devices

Beacons

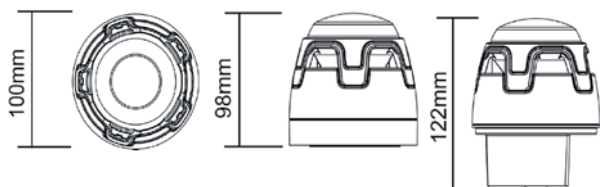
Introducing the Range

DEVICE	APPROVALS	BODY COLOUR	FLASH COLOUR		INSTALLATION OPTIONS		LENS COLOUR	ENVIRONMENT COMPLIANCE
Beacon	EN54-23 C & W Class	Red	Red	White	Standard Device	First Fix	Clear	RoHS/WEEE


Technical Specifications

ELECTRICAL	
Operating Voltage EN54-23	12 to 29VDC
Average current consumption	26mA @ 29VDC
ENVIRONMENTAL	
Operating Temperature	-25°C to 70°C
Relative Humidity	93% ±3% non condensing
Ingress Protection	IP21C – low profile base IP65 – deep base
MECHANICAL	
Dimensions (diameter x depth)	100mm x 72mm – low profile base 100mm x 97mm – deep base
Gross Weight – Standard device	(low profile) 164g (deep / IP65) 171g
Gross Weight – First Fix option	(low profile) 174g (deep / IP65) 181g
Body colour	Red
Cable Terminal Size	0.5-2.5mm ²
Material	(lens) PC (body) PC/ABS

Dimensions



Wiring Options



First Fix Device

Standard Device Connections

Non-Addressable Audible Visual Devices

Beacons

Product Performance

BEACON	WALL MOUNT W CLASS	WALL MOUNT W CLASS	CEILING MOUNT C CLASS	CEILING MOUNT C CLASS
Flash Colour	White	Red	White	Red
EN54-23 coverage volume code	W-2.4-9.0	W-2.4-6.2	C-3-9.5 / C-6-9.5 / C-9-9.5	C-3-9.4 / C-6-8.6
Installation height (X)	2.4m	2.4m	3m / 6m / 9m	3m / 6m
EN54-23 coverage (Y)	Cube YY = 9.0m	Cube YY = 6.2m	Cylinder Ø = 9.5m	Cylinder Ø = 9.4 / 8.6m
EN54-23 coverage volume	194m ³	92m ³	213m ³ / 425m ³ / 638m ³	208m ³ / 348m ³
Flash rate	0.5 Hz	0.5 Hz	0.5 Hz	0.5 Hz
Operating voltage range	12 to 29 V	12 to 29V	12 to 29V	12 to 29V
Synchronisation	Automatically on power up, exceeds EN54-23 standard			

Out of Box Contents

BEACON	STANDARD DEVICE	FIRST FIX OPTION	DEEP / IP 65 OPTION	DEEP / IP 65 & FIRST FIX OPTION
Beacon including selected base	✓	✓	✓	✓
P pack (includes terminal block & continuity link)	✗	✓	✗	✓
O ring for IP65 Sealing	✗	✗	✓	✓
Installation data sheet	✓	✓	✓	✓

Accessories

LOW PROFILE BASES	DEEP BASES	IP AND EARTHING KITS	ELECTRICAL ITEMS
CSR – Red low profile base, pack of 5	CWR – Red deep / IP65 base, pack of 5	PS189 – Deep base gasket, pack of 5	SCO77 – Terminal block, pack of 5
CSW – White low profile base, pack of 5	CWW – White deep / IP 65 base, pack of 5	PS188 – Deep base O Ring, pack of 5	SCO78 – Installer link, pack of 5
		SC076 – Earth strap, pack of 5	

PRODUCT RANGE

CWST-RW-S5	White flash EN54-23 W and C class approved strobe with clear lens and red body. Low profile base included.
CWST-RW-S6	White flash EN54-23 W and C class approved strobe, clear lens and red body, with first fix option. Low profile base included.
CWST-RW-W5	White flash IP65 deep base EN54-23 W and C class approved strobe with clear lens and red body. Deep base included.
CWST-RW-W6	White flash IP65 deep base EN54-23 W and C class approved strobe, clear lens and red body, with first fix option. Deep base included.
CWST-RR-S5	Red flash EN54-23 W and C class approved strobe with clear lens and red body. Low profile base included.
CWST-RR-S6	Red flash EN54-23 W and C class approved strobe, clear lens and red body, with first fix option. Low profile base included.
CWST-RR-W5	Red flash IP65 deep base EN54-23 W and C class approved strobe with clear lens and red body. Deep base included.
CWST-RR-W6	Red flash IP65 deep base EN54-23 W and C class approved strobe, clear lens and red body, with first fix option. Deep base included.

Honeywell Life Safety Systems

Tel: +44 (0) 116 246 2000
Fax: +44 (0) 116 246 2300
Email: ukorders@honeywell.com
140 Waterside Road
Hamilton Industrial Park
Leicester
LE5 1TN

March 2014
© 2014 Honeywell International Inc.

Honeywell