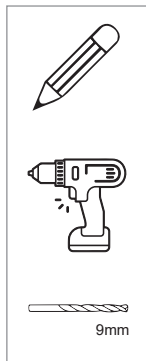


## FIXING THE EASYSCAPE LADDER WITH TIMBER BOLTS



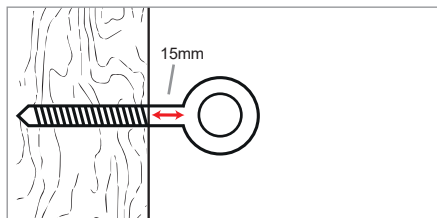
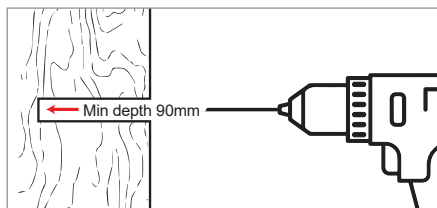
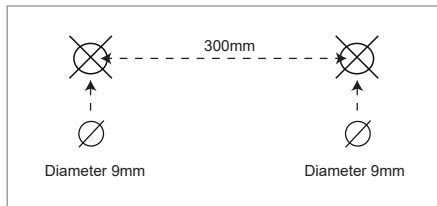
**WARNING!** Timber bolts must be installed by a competent person on a structurally sound section of solid wood only. Use masonry eyebolts to fix to brick or stone. Not for external use - fix below the inside of the window.



Drill two holes 300mm apart with a 9mm drill bit. Drill into solid wood to a min depth of 90mm.

Screw timber bolts into the holes until 15mm of the neck remains.


Follow main manual operating instructions for use.



**UltraFire**

### Questions and Contact

33 West Street, Alford, Lincolnshire,  
LN13 9FX • 0800 978 8262  
support@ultra-fire.co.uk  
www.ultra-fire.co.uk



UFESDTM