

Instructions

For use of the Fire Escape Infant Carrier

This infant carrier is designed to be used by an able-bodied adult to carry an infant not heavier than 60lbs (27kg) down the fire escape ladder.

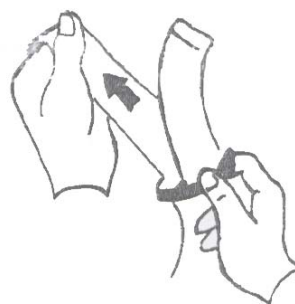
Important: Read these instructions thoroughly before use

Familiarise yourself and other responsible adults with this infant carrier, note that the white strap is meant to be hooked over your head and one shoulder (See D). The red strap is to go around the chest of the child, adjust in or out (See A and B). The blue crotch strap should be adjusted so the red chest strap is positioned just under the armpits of the child (See C).


Practice putting the carrier on your child and make the necessary adjustments for comfort and safety. The child will naturally hold on to you when you come down the ladder **so you should use both hands** to hold on for a safe descent.




A - To Shorten



B - To Lengthen



C



D