

DorWatcher Overview

1. When the protected door is opened an LED will flash every 10 seconds for visual testing.
2. If the door remains open Time Delay TD1, Factory Default set at 40 secs will elapse before a short warning chime is made.
3. If the door continues to remain open Time Delay TD2, Factory Default set at 20 secs will then elapse.
4. If the door continues to remain open after TD1 and TD2 have elapsed the unit will sound its main alarm tone.
5. Once in full alarm, the tone continues for 2 minutes, then silences but bleeps every 30 seconds alerting people in the vicinity that the door is still open.
6. To clear the alarm, close the door.
7. If the door is closed at any point the unit will reset. The next time the door is opened the timers will restart.

TD1 and TD2 times are adjustable as follows:

TD1 (seconds)	TD2 (seconds)	Total Time to Alarm	Jumper Settings Delay	Chime
20	10	30 Seconds	Off	Off
40	20	1 Minute	On	Off
160	20	3 Minutes	Off	On
400	20	7 minutes	On	On

DorWatcher Inspection

We recommend that DorWatchers installed in locations prone to tampering or vandalism are fitted with an anti-tamper screw - Fix/17 - available separately. Inspect for signs of tampering on a regular basis.

A simple visual test of the DorWatcher can be made - Open the protected door, if the LED on the front panel flashes within 10 seconds the system is working correctly, if the LED does not flash and the alarm does not activate after the pre-set time, contact your installation company for advice.

Battery Fault Indication - The battery powered DorWatcher model DW304 has a built in Battery fault monitor. If the unit bleeps as soon as the door is opened, this indicates that the batteries are running low and should be replaced. The battery powered DorWatcher model DW304 requires 6 x AA batteries.

DorWatcher Overview

1. When the protected door is opened an LED will flash every 10 seconds for visual testing.
2. If the door remains open Time Delay TD1, Factory Default set at 40 secs will elapse before a short warning chime is made.
3. If the door continues to remain open Time Delay TD2, Factory Default set at 20 secs will then elapse.
4. If the door continues to remain open after TD1 and TD2 have elapsed the unit will sound its main alarm tone.
5. Once in full alarm, the tone continues for 2 minutes, then silences but bleeps every 30 seconds alerting people in the vicinity that the door is still open.
6. To clear the alarm, close the door.
7. If the door is closed at any point the unit will reset. The next time the door is opened the timers will restart.

TD1 and TD2 times are adjustable as follows:

TD1 (seconds)	TD2 (seconds)	Total Time to Alarm	Jumper Settings Delay	Chime
20	10	30 Seconds	Off	Off
40	20	1 Minute	On	Off
160	20	3 Minutes	Off	On
400	20	7 minutes	On	On

DorWatcher Inspection

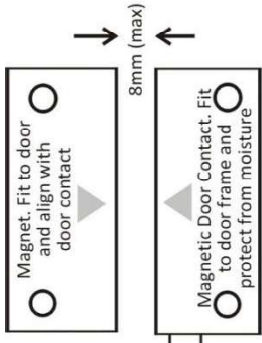
We recommend that DorWatchers installed in locations prone to tampering or vandalism are fitted with an anti-tamper screw - Fix/17 - available separately. Inspect for signs of tampering on a regular basis.

A simple visual test of the DorWatcher can be made - Open the protected door, if the LED on the front panel flashes within 10 seconds the system is working correctly, if the LED does not flash and the alarm does not activate after the pre-set time, contact your installation company for advice.

Battery Fault Indication - The battery powered DorWatcher model DW304 has a built in Battery fault monitor. If the unit bleeps as soon as the door is opened, this indicates that the batteries are running low and should be replaced. The battery powered DorWatcher model DW304 requires 6 x AA batteries.

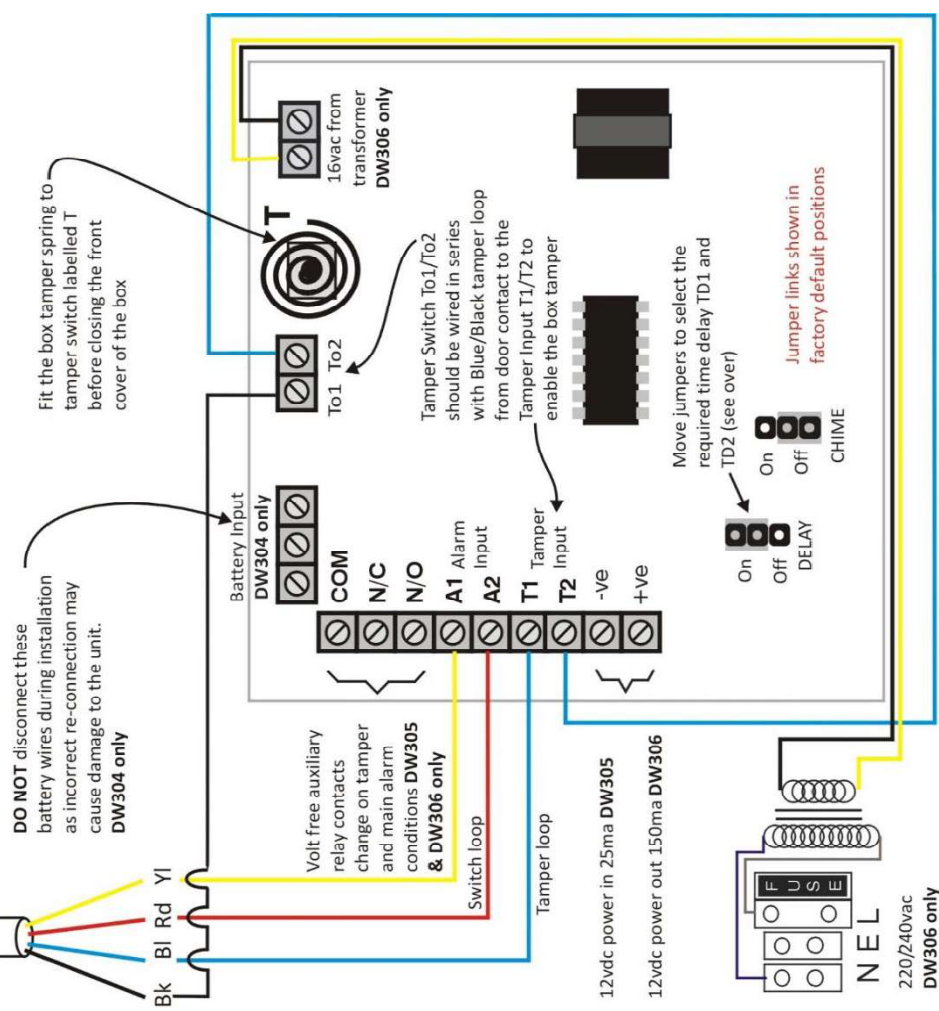
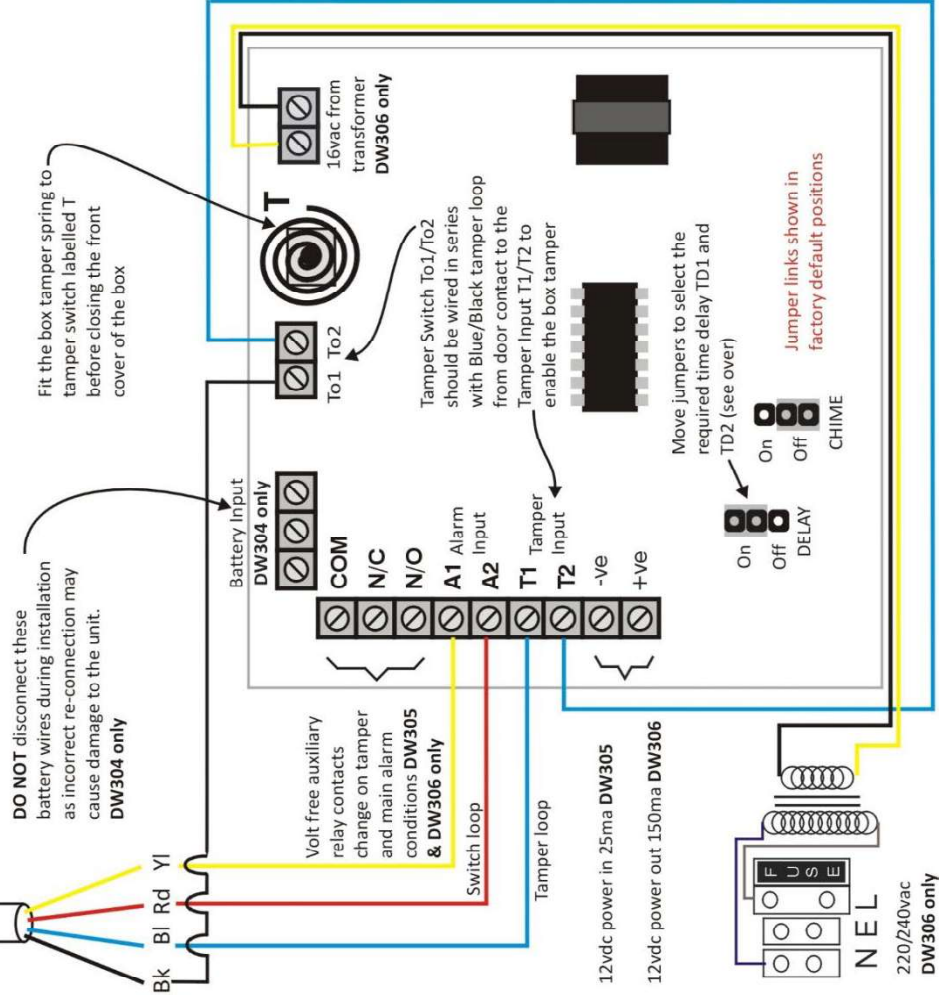
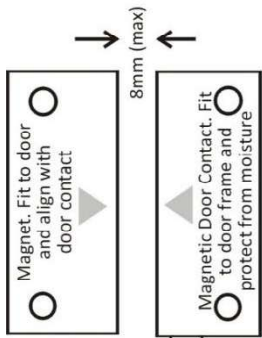
Models Available

DW304	Battery Powered
DW305	12Vdc Powered
DW306	240vac Mains Powered



Models Available

DW304	Battery Powered
DW305	12Vdc Powered
DW306	240vac Mains Powered



Hoyles Electronic Developments Ltd
Sandwash Close, Rainford, St Helens, WA11 8LY, UK
www.hoyles.com
sales@hoyles.com
+ 44 (0) 1744 886600



Hoyles Electronic Developments Ltd
Sandwash Close, Rainford, St Helens, WA11 8LY, UK
www.hoyles.com
sales@hoyles.com
+ 44 (0) 1744 886600

