



# COMFY SEAT

The Evac+Chair Comfy Seat provides additional support to the passenger, during training or in an emergency evacuation. The safety belts simply loop through the seat and wrap around the frame, enabling you to secure the passenger into the Evac+Chair.

## SPECIFICATION:


<b>Height</b>	109mm
<b>Width</b>	528mm
<b>Depth</b>	315mm
<b>Weight</b>	2kg

## COMPATIBLE WITH:

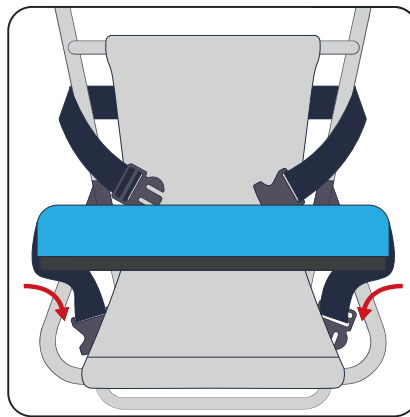
- + 300H MK5
- + 500H MK5
- + 600H MK5



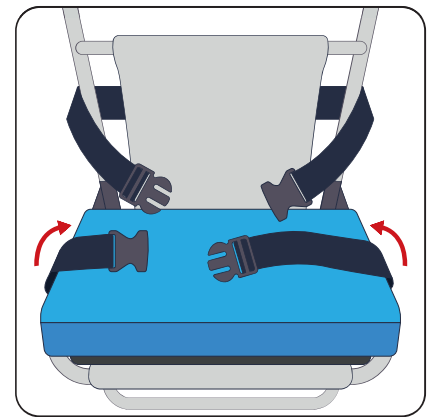
## FITTING INSTRUCTIONS



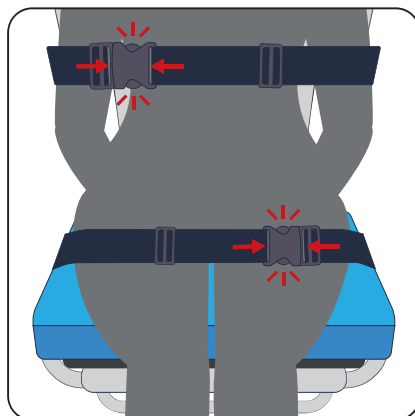
1. Deploy the Evac+Chair.




2. Place the Comfy Seat onto the Evac+Chair and loop safety belts through the frame.



3. Take each safety belt and wrap around the frame to secure the Comfy Seat into position.



4. Once the passenger is seated, fasten both safety belts.



**Note:** The Comfy Seat can be fastened to the outside of the Evac+Chair for safe storage.