

Overhead Closer

2130B
2130BD

Introduction

The 2130B is a spring adjustable power size EN 2-6 overhead door closers with backcheck. Certified for door and frame mount applications, this flexible close combines engineering quality and good looks to create a truly versatile solution for any severe or heavy duty application.

Features & Functions

- Cast iron body providing durability and long life performance.
- Hardened steel rack & pinion mechanism with needle roller bearings for exceptionally smooth and efficient operation and high levels of durability.
- Silicon chrome alloy steel springs for superior strength and reliability.
- High quality hydraulic fluid with built-in temperature compensation ensures reliable performance without the need for seasonal adjustment.
- Pre-assembled arm and bracket simplifies assembly, increasing speed and accuracy of installation.
- Quick release arm allows the closer to be disconnected and reconnected without altering the arm geometry. It also allows the bracket to be fixed without being under tension from the closer.
- Unique self-adhesive 'Accufit' installation template and mounting plate with dowel fixings to position the closer body ensures a quick, simple and accurate installation.
- All-over cover conceal all fixings and adjustment screws to prevent tampering.
- Available in a range of finishes with matching armset.
- Tri-pack armset suitable for mounting in Fig.1, Fig.61 and Fig.66 applications



2130B.C.SES



Certification

CE Marked to EN 1154 (AD0031)

Fire tested to EN 1634 for use on fire doors up to 2hr timber / 1hr steel

Certifire Approved CF111 (* Briton 2130B only)

Environmental Product Declaration in accordance with ISO 14025 & EN 15804

DoP available at www.britondops.co.uk

Overhead Closer Briton 2130B & 2130BD

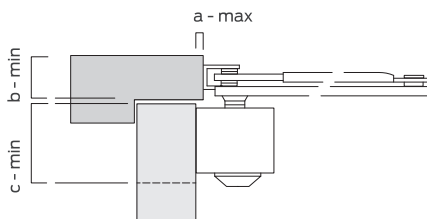
Product features	Product references	
	2130B	2130BD
Closer type	Projecting/scissor arm	Projecting/scissor arm
CE marked	■	
Closing power EN size	2 - 6	2 - 6
Adjustment type	Spring power	Spring power
Maximum angle of opening	180°	180°
Adjustable closing speed & latch action	■	■
Adjustable backcheck	■	■
Adjustable delayed action		■
Tri-pack armset	■	■
Mechanical hold-open facility (non fire doors only)	□	□
Cover variants	C cover	C cover
Finishes available	SES, SSS	SES, SSS
CE Classification	4 8 2-6 1 1 3	4 8 2-6 0 1 3

Accessories & Parts

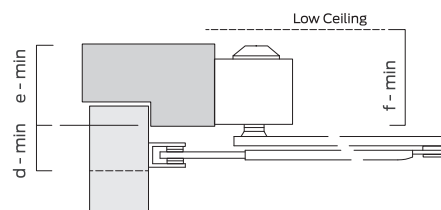
2130.AP	Arm pack
2130.APH	Hold-open arm pack
2130.BP	Bracket pack
2130.FP.ZP	Fixing pack
2130.H.BRK .66	Fig.66 hold-open bracket pack

■ Standard □ Available as an option/variant

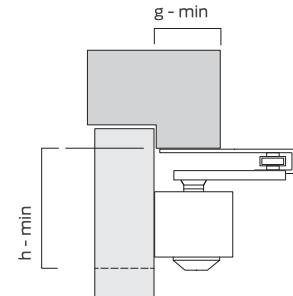
Closer with Classic C cover



Regular application



Transom application



Parallel application

closer ref.	a	b	c	d	e	f	g	h
2130B	7	28(41)	55	28(42)	50	68	44	94(107)
2130BD	7	28(41)	55	28(42)	50	68	44	94(107)

All dimensions are in mm

Figures in brackets refer to dimensions when used with hold-open armset

Finishes

All finish variants are supplied with matching armset and brackets.

Other sprayed finishes are available on request.



SES
Sprayed silver



SSS
Satin stainless steel

[Click for Autocad drawings](#)

