

# Child Safety Week

20-26 June 2011 - Take a second look for safety



This year's Child Safety Week is looking at preventing accidents, with its 'Take a second look for safety' campaign. The Child Accident Prevention Trust (CAPT) are encouraging everyone with children or working with children to take a second look at their environment to ensure that children are safe.

Accidents, although many of them preventable, remain one of the highest causes of death in children in the UK.

Fire prevention is one area where small changes can make a big difference, not only to the safety of your children but to the whole family.

Many homes have smoke alarms installed but all too often the batteries have not been replaced or even worse they have been removed! Take the time during Child Safety Week to check all your smoke alarms are in good working order.


If you would like us to remind you to test your smoke alarms or change your batteries, sign up to our FREE reminder service.

[www.safelincs.co.uk/reminders](http://www.safelincs.co.uk/reminders)

**Q. What is a sea monster's favorite food?**

**A. Fish and Ships**

**Can you fill in all the answers?**



**Q. What did the elf use to make him taller**

**A. Elf raising flour**

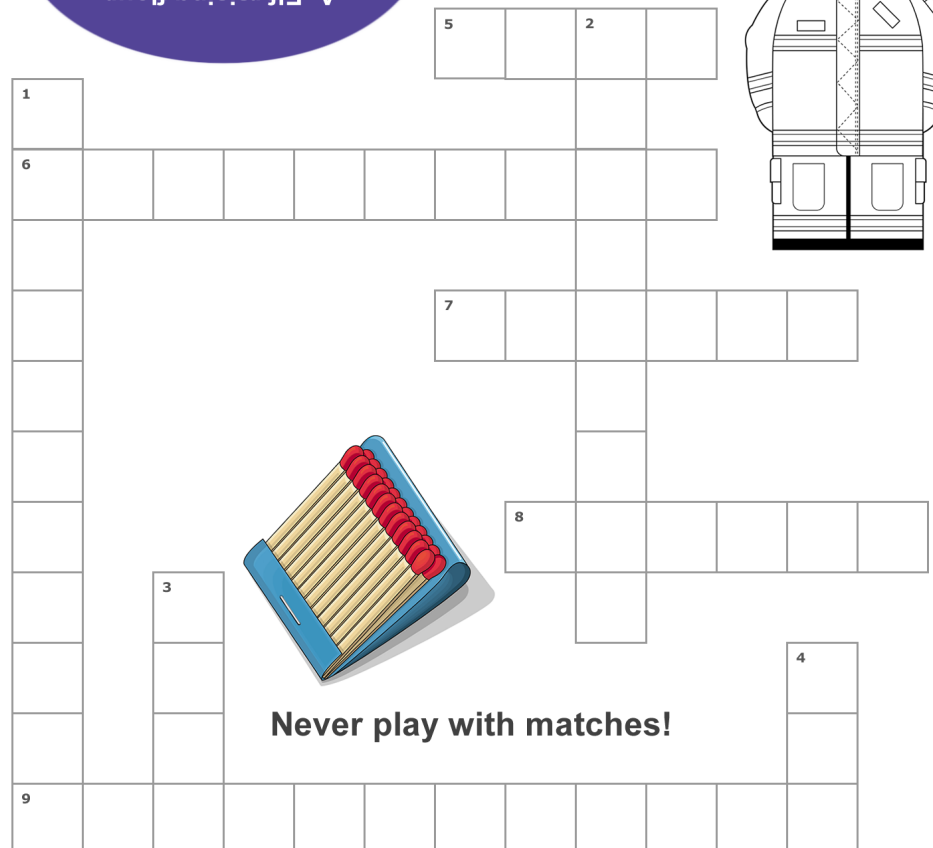
## Crossword Clues

### Down

- You need to know this to get out of the building safely.
- You practice this at school just in case there is a fire.
- You should always know where the nearest one of these is to be able to leave a building quickly
- You will hear the sound of a ..... when the fire engine is on the way

### Across

- Once you are out of the building away from the fire you are ....
- It goes off to tell you there is a fire
- You might need one of these to get out of a building if there is a fire
- All fires have these and they are yellow/orange/blue
- You can put a fire out with this



**Crossword Answers**

**Across**  
 1. ESCAPE ROUTE  
 2. FIRE DRILL  
 3. EXIT  
 4. SIREN  
 5. SAFE  
 6. SMOKE ALARM  
 7. LADDER  
 8. FLAMES  
 9. EXTINGUISHER

**Down**

# Wordsearch Words

Alarm	Siren
Matches	Safety
Ladder	Escape route
Fire drill	Extinguisher
Hose	Fire engine
Prevention	Burn
Fireman Sam	Smoke
	Flames

F	F	N	F	O	A	A	P	B	U	R	N	E
I	I	K	I	F	L	L	K	L	Q	L	R	X
R	T	R	S	D	A	S	A	F	E	T	Y	T
E	G	E	E	E	R	R	H	O	S	E	R	I
E	H	L	S	D	M	A	T	C	H	E	S	N
N	F	A	M	F	R	R	F	K	R	S	R	G
G	B	D	O	O	Y	I	I	G	I	I	X	U
I	I	D	K	R	K	K	L	L	L	R	L	I
N	N	E	E	T	J	E	C	L	E	E	E	S
E	P	R	E	V	E	N	T	I	O	N	U	H
I	F	L	A	M	E	S	D	U	M	A	S	E
E	S	C	A	P	E	R	O	U	T	E	Y	R
F	I	R	E	M	A	N	S	A	M	B	A	M

## Did you know?

That you cannot see or smell carbon monoxide. It can seep through walls and floors from faulty boilers, fires and gas appliances.

Installing a carbon monoxide detector could save your life!

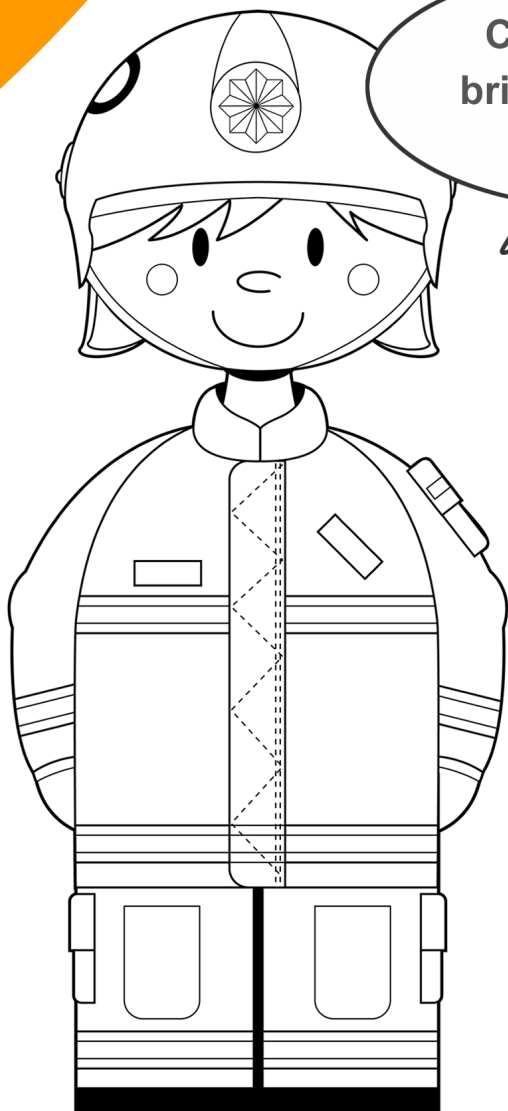
**Q. What is the fastest fish under the sea?**

**A. A Motorbike**

**Can you help bring my colour back?**

**Q. What did the traffic light say to the car?**

**A. Don't look, I'm changing**



**Safelincs®**  
Fire Safety Products

Safelincs offer a full range of fire safety products and during child safety week are offering parents a 10% discount.

To take advantage of this offer simply quote the discount code below when ordering.

(offer valid for the period of 20-26 June 2011)

Discount Code:

**CSWF**

[www.safelincs.co.uk](http://www.safelincs.co.uk)

0800 612 2946